



Overview

GCP Infrastructure Investments Limited (the "Company") is a Jersey-incorporated, closed-ended investment company whose shares are traded on the main market of the London Stock Exchange. The Company's investment strategy is to provide shareholders with long term distributions by generating exposure to debt issued by UK infrastructure project companies and related or similar assets.

The Company primarily targets investments in completed infrastructure projects with long term, public sector-backed, availability-based revenues. The Company is permitted to invest up to 25% of its net assets in investments which do not meet these criteria. Where possible, investments are structured to benefit from partial inflation protection. The target net annual return of the Company is 8% (by reference to the IPO price of £1 per Ordinary Share).

Company update

As at 28 February 2015, the Company was exposed to a portfolio of 40 infrastructure loans valued at £493.4m with an annualised yield of 9.4% and an average life across the portfolio of 14 years.

The dividend for the period to 1 October 2014 to 31 December 2014 of 1.90p per share was paid on 24 February 2015 to holders of ordinary shares recorded on the register as at the close of business on 23 January 2015.

Performance

Cumulative performance to 28 February 2015

Period	3m	6m	1y	3y	4y	Since launch
GCP Infrastructure Investments Ltd	0.32%	3.53%	12.37%	37.02%	40.94%	56.10%
GBP Corporate Bond Index	3.20%	6.01%	12.05%	26.83%	41.77%	45.08%

Annual performance to 28 February 2015

Period	Year to 28 Feb 15	Year to 28 Feb 14	Year to 28 Feb 13	Year to 28 Feb 12
GCP Infrastructure Investments Ltd	12.37%	8.07%	12.83%	2.86%
GBP Corporate Bond Index	12.05%	3.21%	9.67%	11.78%

Source: Bloomberg. Basis: Percentage growth, total return with net income reinvested. Past performance is not a guide to future performance.

Company Overview

Listing date	22 July 2010
SEDOL	B6173J1
Registered number	105775
Ticker	GCP.L
Expected dividend	Feb / May / Aug / Nov
Financial year end	September

Ordinary Share Class

Shares in issue	514.5m
Share price	116.75p
Market cap	£600.6m
NAV per share	104.90p
NAV	£539.6m
Share price premium to NAV	11.30%

Ordinary Share Class NAV

Investments	£493.4m
Cash	£47.1m
Other current net liabilities	£(0.9)m
NAV	£539.6m

Dividend History

May 2014	1.90p
Aug 2014	1.90p
Nov 2014	1.90p
Feb 2015	1.90p

GCP Infrastructure Investments Limited

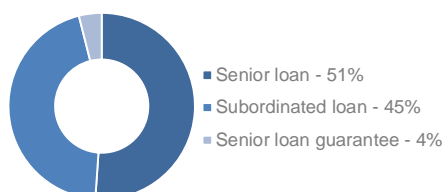
Quarterly Factsheet 28.02.15

Investment portfolio

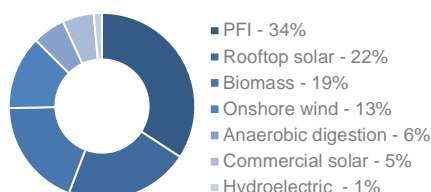
Number of holdings	40	Annualised yield	9.4%
Value of holdings	£493.4m	Average life	14 years

Investment portfolio | analysis

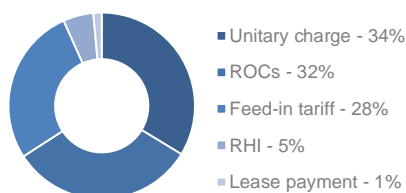
Portfolio by investment type



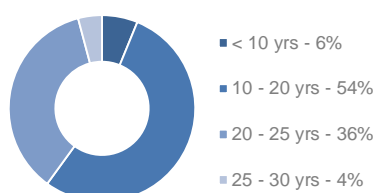
Portfolio by project type



Portfolio by cash flow type



Portfolio by expected term



Investment portfolio | ten largest investments

Loan	Cash flow type	Project type	Annualised yield	% of Portfolio
GCP Biomass 1 Ltd	ROCs	Anaerobic digestion	10.5%	8.6%
GCP Rooftop Solar 4 Ltd	Feed-in tariff	Rooftop solar	9.3%	6.7%
GCP Healthcare 1 Ltd	Unitary charge	Various UK PFI	9.6%	6.2%
GCP Green Energy 1 Ltd	ROCs	Onshore wind	7.0%	4.6%
GCP Onshore Wind 3 Ltd	ROCs	Onshore wind	9.8%	4.4%
GCP Biomass 4 Ltd	ROCs	Biomass	10.5%	4.1%
GCP Rooftop Solar 2 Ltd	Feed-in tariff	Rooftop solar	9.3%	3.7%
GCP Commercial Solar 1 Ltd	Feed-in tariff	Commercial solar	9.5%	3.5%
GCP Education 1 Ltd	Unitary charge	Education PFI	8.2%	3.4%
Grosvenor PFI Holdings Ltd	Unitary charge	Healthcare PFI	9.6%	3.4%

This Report is intended solely for the information of the person to whom it is provided by the Company, the Investment Adviser or the Administrator. This Report is not intended as an offer or solicitation for the purchase of shares in the Company and should not be relied on by any person for the purpose of accounting, legal or tax advice or for making an investment decision. The payment of dividends and the repayment of capital are not guaranteed by the Company. Any forecast, projection or target is indicative only and not guaranteed in any way, and any opinions expressed in this Report are not statements of fact and are subject to change, and neither the Company nor the Investment Adviser is under any obligation to update such opinions. Past performance is not a reliable indicator of future performance, and investors may not get back the original amount invested. Unless otherwise stated, the sources for all information contained in this report are the Investment Adviser and the Administrator. Information contained in this Report is believed to be accurate at the date of publication, but none of the Company, the Investment Adviser and the Administrator gives any representation or warranty as to the Report's accuracy or completeness. This report does not contain and is not to be taken as containing any financial product advice or financial product recommendation. None of the Company, the Adviser and the Administrator accepts any liability whatsoever for any loss (whether direct or indirect) arising from any use of this Report or its contents.

Gravis Capital Partners LLP, registered in England (Registered Number: OC332060. Registered Office: 53 – 54 Grosvenor Street London W1K 3HU United Kingdom.

The Company

GCP Infrastructure Investments Ltd
12 Castle Street
St. Helier
Jersey
JE2 3RT

Management, Administration & Advisory

Directors

Ian Reeves CBE (Chairman)
Paul de Gruchy
Trevor Hunt
David Pirouet
Clive Spears

Depository and Custodian

Capita Trust Company (Jersey) Ltd

Investment Adviser and AIFM*

Gravis Capital Partners LLP

Advisers on English Law

Berwin Leighton Paisner LLP

Advisers on Jersey Law

Carey Olsen

Auditor of the Company

Ernst & Young LLP

Joint Brokers

Stifel Nicolaus Europe Limited
Cenkos Securities plc

Valuation Agent

Mazars LLP

Investment Adviser

Gravis Capital Partners LLP is authorised and regulated by the FCA.

Stephen Ellis

020 7518 1495
stephen.ellis@gcpuk.com

Rollo Wright

020 7518 1493
rollo.wright@gcpuk.com

*Alternative Investment Fund Manager